


ET-BIG CLOCK BOX V2 (P-ET-A-00602)

ET-BIG CLOCK BOX V2 consists of 2 sets of big red Clock Display 8 X 32 DOT; 2 of ET-BIG CLOCK BOX are connected together and become a single display, provided with SENSOR for measuring Temperature and Humidity.



(6) Upper- Show numeric value of Date/Month
Lower- Show Time of Hour:Minute:Second



(+) Stop Watch




(TEST) Upper- Alternately Show flashing message" Open" and "Closes" by pressing this Key Lower- Show Time of Hour:Minute



(2) Upper- Show Date, Month (abbr.)
Lower- Show Time of Hour:Minute



(8) Upper- Show Days of a week (abbr./) Date, Temperature, % of Humidity; it alternately shows each value and changes every 10 seconds. Lower- Show Time of Hour:Minute



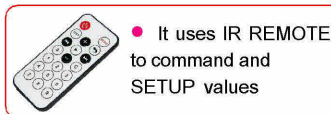
(-) Upper- Show Time of Hour, Minute, Second as Digital Code 8421
Lower- Show Time of Hour:Minute: Second



(9) Upper- Show % of Humidity, Temperature, Date and Month (numeric value); it alternately shows each value and changes every 10 seconds. Lower- Show Time of Hour:Minute



There are various display modes of Clock that can be setup as same as the Clock ET-BIG CLOCK BOX; in this case, there are 2 displays, so it can show more values as required.



It uses IR REMOTE to command and SETUP values



PROBE AM2301 LED 20 CM measures humidity and temperature, it is provided in the set.

SPECIFICATIONS OF ET-BIG CLOCK BOX V2

- Size of 2 red Displays 8 X 32 (256 DOT): 7.5 X 31.5 cm.
 - Dimensions of black Box: 43 X 32.3 X 9.3 cm
 - A big Clock is suitable to show Date, Time, especially in company, factory, hotels, and etc.
 - Have Connector 5 PIN as round type to connect to PROBE AM2301 LED 20 CM to measure humidity and temperature
 - Have CONNECTOR RJ45 to connect to GPS to be Time Base of Clock, it is highly accurate Clock. It has to connect to ET-GPS-RS485 (C-YA-A-00248) , ***The price is exclusive of VAT7% (OPTION).
 - Connector 3 PIN POWER is directly compatible with 220VAC
 - A set of ET-BIG CLOCK BOX V2 includes ...
1. ET-BIG CLOCK BOX V2
 2. ET-IR REMOTE KEY
 3. PROBE AM2301 LED 20 CM
 4. Cable AC LINE 3PIN 5M



*Please visit website: www.etteam.com to DOWNLOAD Full Manual and Example Program.